

---

# INDIAN WARS

US **ARMY** / **CAVALRY**

UNIFORM

GEAR

&

WEAPONS

*PICTORIAL*

*GUIDE*

---

# CONTENTS

1. Contents page
2. M-1872 Pleated Blouse
3. M-1872 Officer's Blouse
4. M-1872 Officer's Overcoat
5. M-1874 Fatigue Blouse
6. M-1876 Officer's Blouse
7. M-1879 Senior Officer's Blouse
8. M-1879 Junior Officer's  
Frockcoat
9. M-1883 Fatigue Blouse
10. M-1884 Enlisted Fatigue  
Blouse
11. M-1872 Greatcoat
12. M-1880 Greatcoat
13. M-1885-7 Greatcoat Cavalry
14. M-1885-7 Greatcoat Infantry
15. Vest
16. M-1878 Grey Shirt
17. M-1881 Wool Shirt – Cavalry
18. M-1883 Gov. Issue Shirt
19. M-1872 Foot Trousers
20. M-1872 Mounted Trousers
21. M-1884 Canvas Fatigue  
Trousers
22. Trouser LEG Stripes
23. Uniform Material Colors
24. Suspenders
25. Chevrons
26. Shoulder Boards & Hat Cords
27. Hat/Cap Insignia
28. Hats – Kepi & Campaign
29. Folding Hat & M-1872 Belt
30. M-1874 & 76 Cartridge Belt &  
Belts & M-1874 Hazen Loop
31. Fair Weather Christian & Mills  
Belts
32. Prairie Belt & Enlisted Gloves
33. Officer Gloves & M-1872,M-  
1874, M-1878 Holsters
34. M-1881 Holster
35. M-1885 Cavalry Holster,  
Carbine & Mckeever Cartridge  
boxes
36. Cap Pouches & Pistol Cartridge  
Box
37. M-1872 & M-1874 Haversack
38. M-1878 Haversack & M-1878  
Blanket Bag (Packpack)
39. M-1874 Clothing Bags 1&2
40. M-1878 Canteen & Carbine  
Rifle Sling & Snap
41. M-1874 Palmer Brace
42. M-1851 & Other Boots
43. M-1885 Cavalry Boots &  
Brogans
44. 1861 Colt & Remington  
Revolvers
45. 1863 Remington Revolver &  
1873 Hartford Cavalry Revolver
46. 1873 Colt Cavalry &  
Remington 1875 Army Revolver
47. 1875 S.W. Schofield Revolver
48. 1873 Springfield Rifles &  
Smith Carbine
49. Fish Slickers (Raincoats) &  
Wallet
- 50. Credits & Suppliers**



The pattern 1872 Enlisted Men's pleated blouse with branch of color piping in wool. It comes with a seven large general service buttons on the front, is made from dark blue wool and comes lined or unlined.

## **M-1872 Officer's Blouse**



The pattern 1872 Officers Fatigue Blouse (also known as the undress blouse) is made of Dark Blue wool, with 5 braid loops on the front, a row of sleeve braid and Black Edge braid. It is lined with black cotton body and Natural Cotton sleeve linings and one inside pocket. Five large US Eagle buttons close the front. Three small buttons on each cuff.

## M-1872 Officer's Overcoat



Shown above with detachable Cape removed.

With detachable Cape in place.

**M-1872 OFFICER'S OVERCOAT (SURTOUT):** Made from our quality 19 ounce Field Service Dark Blue Wool for warmth, with 3/4 length heavy black cotton lining and black cotton lined detachable cape. Distinctive **black** sleeve braid denoting the officer's rank is as follows:

- 2nd Lieutenant- No braid
- 1st Lieutenant- 1 row
- Captain- 2 rows
- Major- 3 rows
- Lt Colonel- 4 rows
- Colonel- 5 rows.

Per Regulations, the coat has a 14 button front for all Officers from Second Lieutenant thru Colonel. The cape closes with one button at the neck and is removable. Generals did not wear this coat, but continued to wear the Civil War era Cloak Coat instead. The General Service buttons (US Eagle with Shield) are used.

## M-1874 Fatigue Blouse



**Sergeant Major  
of Artillery**



**Sergeant  
of Cavalry**



**First Sergeant  
of Infantry**

**#7425 M-1874 ENLISTED FATIGUE BLOUSE** is made using Dark Blue 19 ounce field service wool. Coats come with branch of service colored piping around the edge of the collar and the pointed cuff. Five medium sized US Eagle buttons are on the front and 2 small buttons on each sleeve.

The front of the 1874 blouse is rounded at the bottom. The standard version is unlined, but two different optional lining materials were also used. Grey wool flannel or natural cotton. #7426 has a grey wool flannel body lining with natural cotton sleeve lining and #7427 has a full natural cotton lining

## **M-1876 OFFICER'S BLOUSE without Edge Braid**



**M-1876 OFFICER'S BLOUSE-** Dark Blue wool-using in either standard 21 ounce Field Service wool, or the 16 ounce Deluxe wool. All coats have black polished cotton lining, with natural cotton sleeve linings and one inside pocket. Both blouses have a 5-button front and 2 button cuffs.

6

**M-1879 Junior Officer's Frockcoat**



**M-1879 JUNIOR OFFICER'S DRESSCOAT**- as worn by Captain's, First Lieutenants and Second Lieutenants is made with 16 ounce deluxe officer's dark blue wool and deluxe polished cotton black lining. This frockcoat is double breasted with a 14 button front. In 1879, the gold sleeve trim was dropped, however, the 3 buttons to close the functional cuffs continued to be used. Shoulder Knots were used exclusively with this Dress Coat.

## **M-1879 Senior Officer's Frockcoat**





**M-1879 SENIOR OFFICER'S DRESSCOAT** as worn by Majors, Lieutenant Colonels and Colonels is made with 16 ounce deluxe officer's dark blue wool and deluxe polished cotton black lining. This frockcoat is double breasted with an 18 button front. In 1879, the gold sleeve trim was dropped, however, the 3 buttons to close the functional cuffs continued to be used. Shoulder Knots were used exclusively with this Dress Coat.

## **M-1883 Fatigue Blouse**



**#8325 M-1883 ENLISTED FATIGUE BLOUSE-** A custom made blouse in Dark Blue featuring 19 oz Field Service wool. In an effort to hold down costs, the Army Board issued the 1883 blouse without the edge piping found on the 1874 model.

The 1883 blouse is squared at the bottom with a 5 button front and 3 button sleeve cuffs. The 1883 pattern US Eagle buttons are featured. The standard version is unlined, but an optional gray wool or natural cotton body lining, with natural muslin sleeve linings can be added.

## **M-1884 Enlisted Fatigue Blouse**



**#8425 M-1884 ENLISTED FATIGUE BLOUSE- BROWN CANVAS DUCK**-The Army originally intended this fatigue clothing for Cavalry soldiers cleaning the stables, since the brown shade would not show stains as well as the wool clothing. However, the cloth was found to be so comfortable in warm weather, that it was issued to soldiers of all service branches for fatigue duty. This uniform was especially popular with soldiers serving in Cuba during the Spanish American War in 1898.

A nice reproduction using a Nutmeg colored cotton duck (canvas). Historians agree there were many shades of brown canvas used during this time frame, as again, color variation was experienced from dye lot to dye lot. Seams on our coat are flat-felled (double stitched for re-enforcement). Six large black imitation hard rubber buttons close the front. The blouse has two exterior patch type breast pockets and is unlined.



**M-1872 ENLISTED GREATCOAT** is made from 20 ounce field service sky blue wool. This coat is double breasted with cuff length cape for all branches of service. The coat is almost identical to the Mounted Greatcoat from 1851 except the collar is a little shorter in height and a gray wool flannel body lining has been used.

Please note the CAPE IS NOT LINED and is permanently attached to the body. The coat body has a heavy cotton twill lining. The sleeves have a natural cotton lining.



**M-1880 ENLISTED GREATCOAT-** is similar to the model of 1872, except the collar has again been shortened slightly in height and the fit of the coat a little tighter. Made from heavy weight Civil War sky blue wool, with dark blue wool body lining (to just below the waist) with two inside pockets and cotton sleeve linings.

The cape is lined with wool flannel in the color denoting the branch of service, and is permanently attached.

## **M-1885/87 Cavalry Greatcoat**



**#8550 M-1885 ENLISTED GREATCOAT**- In 1885 in an effort to get less color variation from dye lot to dye lot in the lighter blue wool used for trousers and greatcoats, the Army changed the “old standard” sky blue wool (still left over from the Civil War era) to a new darker shade- closer to a Royal Blue.

This greatcoat is made from heavy weight Medium Blue wool, with a **detachable** cape and colored cape lining to denote branch of service. The coat has a dark blue wool body lining to the waist, cotton sleeve linings and two inside pockets. The “new style” 1883 buttons are used.



**8750 CAVALRY GREATCOAT-** In 1887 the Cavalry trim color was changed to a darker yellow (almost orange) color, as seen in the picture at left.

This is the 1885 overcoat with the 1887 darker yellow cape lining. It features a **detachable** cape and colored cape lining to denote branch of service. The coat has a dark blue wool body lining to the waist, cotton sleeve linings and two inside pockets. The “new style” 1883 buttons are used.



**US Vest - Standing Collar-** The vests are in either a standard military (20 ounce) wool, or deluxe 16 oz wool on the front and standard or deluxe cotton on the back. This vest has the small standing collar with a 9 button front. It also features two exterior waistline pockets. No interior pockets.

US Eagle buttons are used. Two belts with a buckle on the back for size adjustment. The lining is natural cotton.





This is the M1874 government issue shirt in gray wool flannel. It has a stand and fall collar, drop shoulder sleeves and bone buttons. (This shirt is only slightly modified from the 1852 pattern Civil War issue gray flannel shirt.) The shirt has two placket buttons, a neck button and long tails. Made from original specifications.

## **M-1878 Government Issue Grey Shirt**



**#7830 M-1878 GOVERNMENT ISSUE SHIRT**-Same 10 ounce grey wool flannel but with a small standing (banded) collar, inset sleeves and tin buttons (doubled at the neck for adjustment).

## 1881 Wool Shirt -Cavalry version



#8130 Cavy Wool Shirt  
without pockets



#8131 Cavy Wool Shirt  
with pockets

**#8130 and #8131 M-1881 GOVERNMENT ISSUE SHIRTS- (two versions available)-** Made from 10 ounce dark blue wool flannel, the standard shirt has a stand and fall collar, inset sleeves, cord piping in the branch of service colors down the front, around the edge of the collar and at top of cuffs.

This shirt opens completely down the front, rather than the pull over styles of previous years. Small brass Eagle buttons are sewn on.

Version #8130 is without front pockets, while version #8131 has two front pockets trimmed at the top in the branch of service colors.

## M-1883 Government Issue Shirt



**#8330 M-1883 GOVERNMENT ISSUE SHIRT**-In an effort to cut costs, the US Army Uniform board returned to the pull over style in the model 1883 shirt. And the colored piping- it too was dropped. This shirt is made from 10 ounce dark blue wool flannel and has a stand and fall collar, inset sleeves, new back yoke design, two front pockets and black imitation rubber buttons.

This is the shirt being worn in so many Span-Am period photographs.

## M-1872 Foot Trousers



**#7240 M-1872 FOOT TROUSERS**-and **#7340 M-1873 FOOT TROUSERS** are made from 20 ounce field service sky blue wool with top opening pockets and feature the wide waistband used during the Indian Wars. A rear cord tie for size adjustment is on the back of the M-1872 model trousers, while the M-1873 trousers have a belt and buckle back- click on the picture to see the back detail. Both have the double button front closure. Twelve tin paperback buttons are used. An optional right side Watch Pocket was available.



**#7245 M-1872 MOUNTED TROUSERS-** and **#7345 M-1873 MOUNTED TROUSERS-** are made from 20 ounce field service sky blue wool, with top opening pockets and wide waistband with rear cord tie for adjustment on M-1872 model trousers and with belt and buckle back on M-1873 model trousers.

Both models feature the double layered inseam reinforcement piece for riding and have the double button front closure. Twelve tin paperback buttons are used. An optional right side Watch Pocket was available.

## M-1884 Canvas Fatigue Trousers



**#8442 M-1884 FATIGUE TROUSERS- BROWN CANVAS DUCK-**Our M-1884 Fatigue Trousers feature the Nutmeg colored cotton duck (canvas). The trousers have slanted top opening pockets in front, a watch pocket on the right side and a patch type back pocket on the right side. A double belt and buckle arrangement make the back adjustable. According to Regulations, the 1-3/4" width waistband and the fly are faced with the same fabric. Although not evident in the photo, the trouser legs show a slight "bell bottom" effect following the 1884 Army Regulations. Black metal buttons are sewn on the fly and waistband for suspenders.

21

**TROUSERS LEG STRIPES**



**WIDTH:**

**½" COPORAL**

**1" SERGENT**

**1 ½" OFFICER**

**1 ¼" ORDNANCE SERGENT & HOSPITAL STEWARD**

**DOUBLE STRIPES – (1883) MUSICIAN**

**COLOR:**

**1872-1889 Artillery - RED**

**1872-1886 Cavalry – LEMON YELLOW**

**1887-1902 Cavalry – DARK YELLOW**

**1872-1884 Infantry – DARK BLUE**


**1885-1898 Infantry - WHITE**

**1872 Ordnance – CRIMSON**

**1873-1887 Ordnance – W/WHITE PIPING**

**1872 Hospital Steward – GREEN**

**1873-1887 Hospital Steward – W/WHITE PIPING**



US Dark Blue 14 & 19 oz



Sky Blue Kersey 19oz 1858-84 19 oz



Medium Blue Kersey 1885 & up 20 oz



US Army Cavalry Yellow Trim 72-86



US Army Cavalry Yellow Trim 1887+



Officer's Dark Deluxe Dark Blue Wool 16oz



Officer's Deluxe Sky Blue Wool 16oz



Dark Blue Wool 10oz Flannel –Army Shirts



Grey Wool Flannel For Army Shirts - 10oz



1885 Infantry White Trim



1884 Nutmeg Brown Cotton Duck Cloth



Union Army Lace

23

## SUSPENDERS






**SINGLE FRONT**



**DOUBLE FRONT**



**DOUBLE FRONT ELASTIC**


The **single front** suspenders / braces are made of heavy cotton tape and are adjustable by means of a prong buckle). This style has the single front leather button tabs. They feature the crossed "X" pattern back to help keep the suspenders from falling off your shoulders.

The **double front** suspenders /braces are also made of heavy cotton tape and are adjustable by means of a prong buckle), but have the split front leather button tabs. These also feature the crossed "X" pattern back to help keep the suspenders from falling off your shoulders.

**Double button front** Suspenders - SPECIAL with **Elastic Backs** - Same as above suspenders except the lower portion of both back straps has been changed to white elastic. In the photo at left the elastic section has been tinted red for reference. On the actual suspenders the elastic is white and closely matches the front straps. The elastic portion allows some "give" to the suspenders when bending over. The elastic portion looks identical to the cotton tape in front. Although a friction clasp is shown in the photo, a piercing prong buckle is now used exclusively- see above.

These Suspenders are correct for the 1872 (Note: some samples have been dated as far back as 1857) thru 1890 period and for trousers with the double button front on each side. These also feature the crossed "X" pattern back to help keep the suspenders from falling off your shoulders.

## **CHEVRONS & INSIGNIA**



The 1872 and 1873 chevrons were significantly different from the Civil War period chevrons. The chevron was a piece of branch and service colored wool facing cloth with black silk chain stitch outlining the pattern. The black area on our chevrons is dark blue wool.

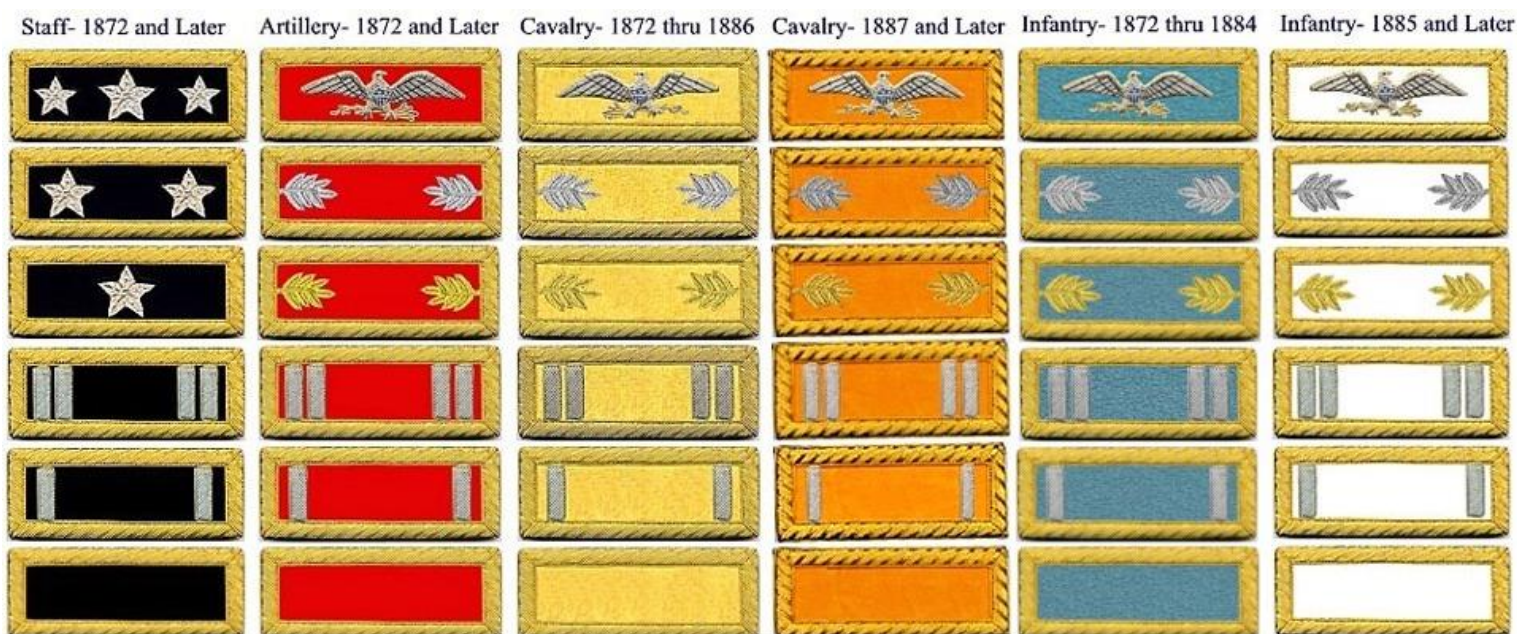


**Model 1872 CHEVRONS (wool)**- Rank Chevrons adopted in 1872 were significantly different from the Civil War Period chevrons. The new chevron was a piece of branch of service colored wool facing cloth with black silk chain stitch outlining the pattern. This type of wool cloth chevron was used on Dress Coats, Fatigue Blouses and Greatcoats from 1872 until 1885. In 1885, the Army Uniform Board adopted a special chevron with gold lace to be used exclusively on the Dress Coats.



HORSESHOE DEVICE FOR A FARRIER ADOPTED IN 1874

**OFFICER'S SHOULDER BOARDS**



**1872 and later US Army Officer Shoulder Boards** - In 1872, the Army Board changed the bars on Insignia for First Lieutenants and Captains to Silver from the Gold that was used previously.

In 1885 and in 1887, color changes were made designating the Infantry and the Cavalry from the 1872 colors

## HAT CORDS



Civil War troops also wore hat cords on their hats to designate their Branch. They were more prevalent at the beginning of the war as they became less popular as the war went on, although they remained more popular than the hat brass. There were made of worsted wool.

Cavalry–Lemon Yellow    Infantry–Blue    Artillery–Red    Scouts–Red & White    Riflemen–Green

						
Artillery	Cavalry	Infantry	Chaplain Brass Cross	Chaplain Silver Cross	Engineer Corps Brass Castle	Engineer Corps Silver Castle
						
Field Musician Brass Lyre	Medical Dept.	Mounted Rifles	Paymaster Dept	Ordnance, Gold	Ordnance, Silver	Topographical Engineers
						
U.S.S. Sharpshooters	U.S.S. Sharpshooters w/Muskets	U.S. Staff	Hardee Eagle			C.S. Staff

	
M1872 Artillery	M1872 Cavalry
	
M1872 1st Cavalry, A	M1872 1st Cavalry, E
	
M1872 7th Cavalry, A	M1872 7th Cavalry, C
	
M1872 Cavalry Scout	M1890 Indian Scout
	
M1872 Infantry	M1874 Infantry

## Enlisted Hat & Cap Insignia

Indian Wars troops wore insignia on their hats and caps to designate their Branch, Regiment and Company. They were more prevalent at the beginning of the Indian Wars and became less popular as the time went on. There were made of stamped brass.



**#7231 US Forage Cap M-1872** . Cap is made of wool, polished cotton lining with leather brim and sweatband with correct size leather chin strap (1/2" for 1872 and later caps) with brass slide buckle. Scroll down for optional brass cap insignia.

The M-1872 cap is shorter in height than the Civil War era Kepi caps. Because of this, the cap tends to ride quite high on the head - giving one the sensation it will slide off.



This hat is made of Black or Tan (Light Brown) Wool Felt. Officer's (with banded brim edge) or enlisted (no banded brim edge, but two rows of stitching). The enlisted version is shown.

**M1875** hat is **BLACK** and comes with no vent or optional punched star or snowflake vent. M1876 Bracher ventilator for this hat.

**1880's** hat is **TAN**. **DOES NOT** come with the screen vents, which are available separately.



**M1872 FOLDING CAMPAIGN HAT** - This hat was designed to fold up or down depending on the weather.

## **BELTS**

### **M-1872 INFANTRY BELT**



Made of 1-3/4" bridle leather, constructed similarly to the Civil War NCO belt but with the addition of extra brass loops for attaching the Infantry brace system as well as rectangular "US" belt plate.



Made of 1-3/4" bridle leather, constructed similarly to the Civil War NCO belt but with the addition of the M1874 Brass plate with loops for the Palmer's Brace system, or without loops.

### M-1874 Hazen Cartridge Loop



Used by Cavalry to carry additional ammo.

### M-1876 Cartridge Belt



Yielding to the common sense of the soldiers on campaign, the army standardized the canvas cartridge belt in 1876. Canvas covered leather belt with sewn cartridge loops for the .45-70 cartridge.





Sometimes the soldiers would convert existing military belts as cartridge belts. The example on the right is from a converted Civil War NCO belt. 1-3/4" bridle leather with adjusting brass hook. They are made with either canvas or leather loops.

### Mills Belt



**M-1881** This is the tan canvas Mills cartridge belt of the Indian Wars. It holds 50 - 45/70 cartridges (12 guage available). The buckle is a stamped brass U.S. Mills buckle. The belt loops on this reproduction are sewn on to the belt, and not woven into belt as the originals were. "US" or Dog's Head buckles. Also white.





This is the same belt as the Mills Cartridge Belt, except with the black leather and brass buckle as shown. It holds 45/70 cartridges. The belt loops are woven into belt. There are 36 to 40 loops on the belt, depending on the size of the belt. The buckle attaches to the outside of the loop, not on the bar that the tongue attaches to. Also made in white.

## GLOVES

### M-1885 Enlisted Cavalry Gloves



**Enlisted Gauntlets** are plain, except for a little decorative stitching on the cuff. Colors vary at times from off-white to cream to pale yellow.

**Officers Plain Gauntlets** are similar to the enlisted gauntlets, except in white leather.

### M-1876 White Army Berlin Gloves



White Berlin Dress Gloves, U.S. Army Regulation, as adopted May 31, 1876. Made of white cotton, gored between the fingers, with three welts stitched along the back of the hand. A white elastic band, one-fourth inch wide, about one inch long, fastened to the inner side of the wrist. Stitched hem around the wrist.

## HOLSTERS

**M-1872 Holster**



**M-1874 Holster**



**M-1878 Holster**



**M-1872** : Basically the Civil War Union flap holster with the addition of a swivel leather frog and leather loop to hold the cleaning rod. Full flap.

**M-1874** : Made of black bridle leather to proper configurations. Pictured has rotating frog similar to originals. Single snap half flap.

**M-1878** : Made of black bridle leather to proper configurations. Pictured has rotating frog similar to originals as well as "US" cartouche stamped on half flap.

### **M-1881 Holster**



Like the originals. Made of black leather. Double snap half flap. "US" embossed on case.

### **M-1885 Cavalry Holster**



Russet



Black

Made to fit 1873 Colt SAA and the S&W Schofield. "US" embossed on the holster body. "Rock Island Arsenal" stamped on the flap. Black leather standard. 7 1/2" standard, 5 1/2" available. Sewn in toe plug.

### CAP/SHELL BOXES



**Carbine Cartridge Box**

Sharps style with wooden box insert.



**McKeever Cartridge Box**

Based on the 1874 first Model. For .45-70 caliber shells.



**Indian Wars Modified Cap Pouch**

Modified CW Cap pouch to carry 45 Colt. "US" embossed.



**1874 Dyer Pouch**

Used to carry .45-70 rounds. Wool lined. US embossed.



**Pistol Cartridge Box**

Designed to carry additional pistol rounds. Black and Russet.

**M-1872 Haversack**




**M-1874 Haversack**



**M-1872 Haversack** : Made of 10 oz cotton duck, the main bag is 8-1/2" wide by 11" long with a 2-1/2" gusset and an interior pocket. It has one exterior open-top pocket 5-1/2" tall by 7" long and 1-1/4" deep to hold the M1872 Meat-can. Outer flap is 13-1/4" long by 13-1/2" wide secured by a 3/4" drill belt with three brass eyelets and brass wire buckle sewn to bottom of the bag. It has a 2-piece cotton webstrap 1-1/2" wide secured by brass button hooks.

**M-1874 Haversack** : Example is made of 18 oz cotton duck canvas with rubberized flap as per originals. Interior has one main pocket, one secondary pocket and two side pockets to hold eating utensils. Has one outer, oval pocket secured by eagle button to hold the M1874 meat can. Sling is 2-piece cotton webbing adjusted by a brass Chamber's buckle. Haversack also contains the buckle and straps to attach to the Palmer's Brace (as per originals).



**M-1878 Haversack** : Made of 18 oz drab cotton canvas duck. Similar to the M1874 Haversack with modifications (i.e. d-rings replace the buckles for the shoulder sling, Meat can pocket closed with tin button). Also comes with adjustable leather sling with brass hooks to attach to the d-rings of the haversack.

**M-1878 Blanket Bag** : The knapsack of the late-Indian Wars to the Spanish-American War. Made of 18 oz drab cotton duck, the main bag measures 12 1/2" x 15" x 5". Inner pocket measures 12 1/2" x 5 1/2" x 1 1/2" secured by leather loops to two tin-pressed buttons. Outer flap secured in the same fashion and stenciled "U.S.". Also comes with removable, adjusting leather straps secured by brass D-rings and hooks as per originals.



Made of 18 oz cotton duck canvas with rubberized flap. Main body has one large pocket with a smaller pocket secured by leather strap and eagle button. Flap also has an inner pocket. Comes with adjustable cotton web sling and brass chamber's buckle held in place by brass wire buckles. Sling can be removed so bag can attach to Palmer's Brace.

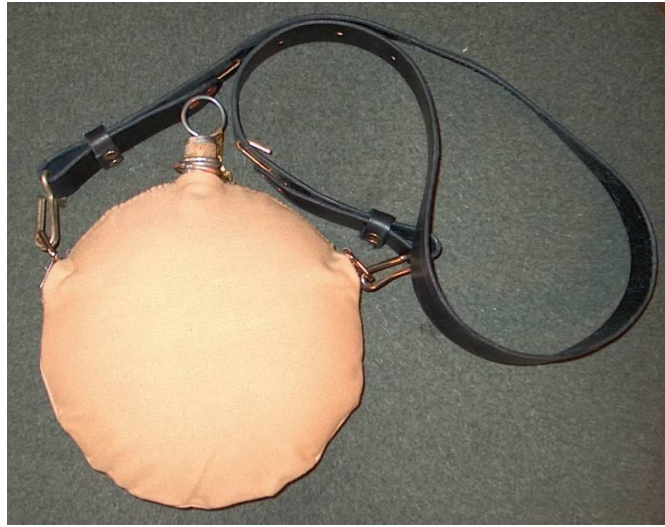
### **M-1874 Clothing Bag Type 2**



Same as the Type I, but made with all-canvas flap.



## M-1878 Canteen



M1858 Canteen body modified with triangle loops, wool undercover with tan canvas outer cover. Comes with adjustable leather sling with brass hooks.

## Carbine Rifle Sling & Snap



## M-1874 Palmer Brace



This is the shoulder brace system developed by the Infantry Equipment Board of 1874. It is a system of leather straps that attach to the M1874 Waist Belt and over the shoulder to hang the Model's 1874 Haversack and Clothing Bag. Despised by the soldiers and never worn on campaign, nevertheless this brace system was general issue to all infantry soldiers. This brace system is made of black bridleleather with all the proper hooks, buckles and straps.

## M1851 Artillery Driver's Boot



Molded one piece front. The top is about 12" tall when measured from the top of the sole and about 14" tall when measured from the floor. Photo is a reproduction and original.

This boot was originally called the M1851 Artillery Driver's Boot, as it was originally only issued to Artillery Drivers. During the Civil War they were also issued to Cavalry troops and continued as the Cavalry Boot until replaced by the Model 1872 Boot, which is a modified version of this boot.



**OFFICER**



**INFANTRY**




**CAVALRY**

**CIVIL WAR – INDIAN WARS  
(Reproductions)**

## M1885 Cavalry Boot



Reproduction



Regulation  
Brogans  
rough-out  
leather



Smooth-out  
leather, wax  
finish

Dress  
Brogans

**BROGANS** - Civilian, Civil War & Indian Wars use.



**1860 US Army Colt 44 Cal. Revolver** -Total production period for the Model 1860 Army ran from 1860 to 1873 for a total of approximately 200,000 revolvers. These revolvers utilized paper-wrapped cartridges, inserted into the cylinders and rammed with the attached loading lever which swung beneath the barrel and percussion caps were placed on each of the nipples behind each cartridge.



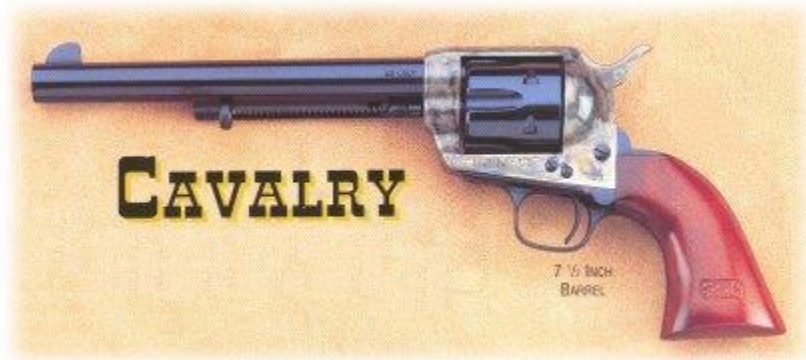
**Remington 1861 Army Revolver, also known as the Old Model Army, .44 caliber, six shot, made in 1862**

This is a scarcer version of the Remington Army revolvers with varying estimates of 6,000 to just under 10,000 Old Models being produced. The Old Model Army serial numbers starts at where the Remington-Beals Army model ended at approximately number 1,900 and runs up to around number 10,000, where the more common "Transition" models of the Old Model Army begin. The serial number of this particular revolver is in the 2,100 range. The easiest Way to distinguish an Old Model Army from the "Transition" model and the subsequent New Model Army is the two-line barrel legend that is stamped "PATENTED DEC. 17, 1861/MANUFACTURED BY REMINGTON'S ILION, N.Y.," the dovetailed German-silver front sight, the longer hammer spur, and the channel cut along the top of the loading lever to allow removal of the cylinder without dropping the lever. The "Transition" models will have an Old Army barrel legend but a New Model short spur hammer, or New Model non-channelled loading lever, or a new model threaded bead sight, or safety notches on the cylinder shoulder between the nipples, or a combination of all. Almost 100% production of the Model 1861's went to fill U.S. Government orders.



**Remington New Model Army Revolver, .44 caliber, made in 1863**

The Remington New Model Army was the second most widely issued handgun of the Civil War and was manufactured from 1863 until 1875 with a total production of just over 100,000 revolvers. The New Model Army had a barrel legend that read "PATENTED SEPT. 14, 1858/E. REMINGTON & SONS, ILION, N.Y. U.S.A./NEW MODEL." It also had a screw in type brass bead front sight; a non-channeled loading lever so the lever had to be dropped before the center pin and cylinder could be removed; a shorter hammer spur so soldiers with small hands could cock the hammer; and safety notches on the rear cylinder shoulder between each nipple, making it slightly different than its predecessor, the Old Model Army. Like the Colt, this was a six-shot, .44 caliber handgun but many considered the Remington with its solid frame, a sturdier handgun and one where the cylinders could be changed easier and faster than that of the Colt's.



**The 1873 Colt "Cavalry" Government 45 Cal. Model** single action revolver was manufactured for the U.S. Cavalry.



**USA Model 1873 Peacemaker Cavalry.** Single action revolver with 7" barrel.



**The Model Remington 1875 "Army" Revolver** is the same gun as above, as manufactured for the U.S. Army from 1875 to 1889. Over 25,000 guns were produced by Remington. It is a high quality, very durable and strong gun that shoots with amazing accuracy. Represents Remington's best effort to compete with the highly successful 1873 Colt Single Action Revolver. Strong and fast handling, this Remington revolver was noted for its reliability and smooth action. It is known that these revolvers saw much use on the American Frontier,



**The 45 caliber Smith & Wesson Schofield** revolver was manufactured from 1875-1878 with just under 9,000 of these big six guns being manufactured.

The revolver took its name from Major George W. Schofield of the 10th Cavalry. About 1870 he wrote to Smith & Wesson requesting one of their then-new "Model No. 3" revolvers, hoping it would prove useful in combat. Schofield made his own modifications to the Model No. 3 to meet his perceptions of the Cavalry's needs, and in 1875 Smith & Wesson incorporated these refinements into a design they named after the major, planning to obtain significant military contracts for the new revolver.

As a "top-break" revolver, the 1875 Schofield could be loaded much faster than other sidearms of the day. With the barrel latch released, the barrel could be pulled down and the spent cartridge would be ejected. Schofield's design relocated the barrel latch from the barrel to the frame, and as a result, a shooter could operate the latch with his thumb and open the gun for loading and unloading with just one hand. With practice, a shooter could refill all the chambers at once without looking, and do it in about 26 seconds. This was a distinct plus for a mounted soldier, and provided the Schofield with a clear advantage over the 1873 Colt "Peacemaker."

The vast majority of the Schofields sold went to the US Army, as replacements for the [1873 Colt](#), and many of these saw service in the Indian Wars, with reports of them in use as late as the Spanish American War and Phillipine Insurrection.

Some have advanced the thought that Custer and his men might have made a better showing, and even won, the Little Big Horn battle had they been equipped with Schofields (a couple of them were at the battle), and this may be true ..... but the Indians had them outgunned and seriously outnumbered just the same.

Very few people who are not students of Old west weaponry realize that Smith and Wesson's #3 .44 American Model was adopted as the US Army's first center fire issue revolver in 1870. This was three years prior to the actual adoption of the 1873 Colt as the standard US Army sidearm! Once again in 1875, the Army adopted the Smith and Wesson #3 .45 Schofield Model as a substitute standard. Both of these Smith and Wesson's had the advantage of being a break-top design, ejecting all of the empties simultaneously, and allowing the faster loading of fresh cartridges. This was much faster than the "eject `em and load `em one at a time" Colt 1873.



## 1873 Springfield Trapdoor Carbine (Cavalry)



In 1873 the Army's Allin Trapdoor rifle was redesigned for the new more powerful .45-70 military cartridge and both full-stocked 32" barreled rifles (below) and half-stocked short-barreled carbines (above) were produced for the military.

## Springfield Trapdoor Rifle (Infantry)



## Springfield Trapdoor Officer's Model

(Not Army Issue. Avail for Private purchase by officers)



## Smith Carbine



## “FISH SLICKER”



The following text is from Douglas C. McChristian's new book "Uniforms, Arms, and Equipment, The U.S Army on the Western Frontier, 1880-1892" Vol. 2

When the eighth cavalry made a record overland march from Texas to its new stations in Montana and the Dakotas in 1888, "several troops purchased what was known as the 'fish brand' slicker, which is of a yellow color, light and durable, and which covered the wearer and his saddle down to below his boot tops, and proved to be an almost perfect protection in the heavy rains that fell during the march, sometimes lasting all day." Phelps, "From Texas to Dakota".

“Tower Brand” Pommel Slickers of the 1870's-80's. Cotton muslin with acrylic latex waterproof coating. Red wool collar with storm closure, two rows of buttons.



Period Style Wallet

Information and Photos provided by:

The Quartermaster Shop : [www.quartermastershop.com](http://www.quartermastershop.com)

US HIST : [www.ushist.com](http://www.ushist.com)

VRC Mercantile : [www.vrcmercantile.com](http://www.vrcmercantile.com)

Ebay : [www.ebay.com](http://www.ebay.com)

Pedersoli Rifle and Carbine Reproductions : [www.iar-arms.com/pedersoli.htm](http://www.iar-arms.com/pedersoli.htm)

EMF Company : [www.emf-company.com](http://www.emf-company.com) (repo guns)

### **OTHER I.W. SUPPLIERS**

Carrico's Leatherworks : <http://www.carricoleather.com>

Mercury Sutlers : [www.mercurysutler.com](http://www.mercurysutler.com)

Springhill Mercantile : [www.springhillmercantile.com](http://www.springhillmercantile.com)

### **OTHER PERIOD SUPPLIERS**

#### **Vintage Glasses:**

Christopher Toughill

236 Fifth Street

Ashland, Oregon

[clearlightoptical@gmail.com](mailto:clearlightoptical@gmail.com)



**I.W Hat Black (Pre - 1883)**



**Cavalry Hat (1883 to Span-Am)**



**John Ford Cavalry (Hollywood)  
(NOT ORIGINAL I.W. !) DON'T GET!**



**Officer Hat**

**Brown & Black**

### **Tan Campaign Hat**



**Straw Hat (X)**

**BUFFALO COAT**



53  
**SIBLEY STOVE**



Used from Civil war to WWI. Made of heavy riveted sheet iron. Measures 28 1/4 inches tall and would have had stove pipes attached that pushed smoke out the top of the Sibley Tent. Stove is heavy at approx 30+ lbs.



**1883 Excelsior Drum MILITARY**



**Thomson Odell I.W. Drum**



The army did not issue leggings after the Civil War until these were introduced. Cavalry began use in 1894. Soldiers in need, relied on what ever was available, or could be made. Used sacks, buckskin, and socks were some that were used.

Left - **M1885:** leggings were short and only extended about halfway between the ankle and the knee.

Middle - **M1889:** Brown (Tan) Leggings were also short (12" High) and only extended about halfway between the ankle and the knee.

Right - **M1894:** Brown (Tan) Leggings (Adopted February 20, 1894). These are the taller leggings and are nominally 16" high. They are made from brown cotton duck.